



अमृत महा आवास अभियान २०२२-२३

दैनिक प्रगती अहवाल : १३.०६.२०२३

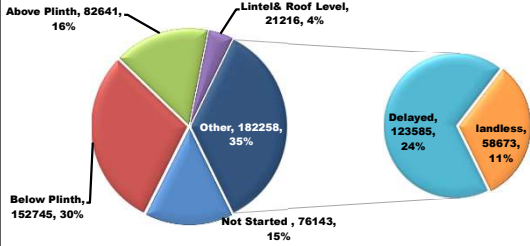
प्रधानमंत्री आवास योजना ग्रामीण – मंजूरी, पूर्ण घरकुले, हप्ते वितरण, भूमिहीन, आर्थिकदृष्ट्या अपुर्ण
राज्य पुरस्कृत ग्रामीण आवास योजना – मंजूरी, पूर्ण घरकुले, हप्ते वितरण, आर्थिकदृष्ट्या अपुर्ण

योजना	एकूण मंजूरी	दैनिक मंजूरी	एकूण पूर्ण	दैनिक पूर्ण घरकुले	दैनिक पहिला हप्ता वितरित	दैनिक दुसरा हप्ता वितरित	दैनिक तिसरा हप्ता वितरित
प्रधानमंत्री आवास योजना ग्रामीण	१४०७९९०	०	१०७५६७३	७४७	०	०	०
राज्य योजना	५७८३७९	६९७	४१६०६०	३८८	५५१	२५८	२५६
एकूण	१९८६३६९	६९७	१४९१७३३	११३५	५५१	२५८	२५६

PMAY-G Completion Progress Bar

76.4%

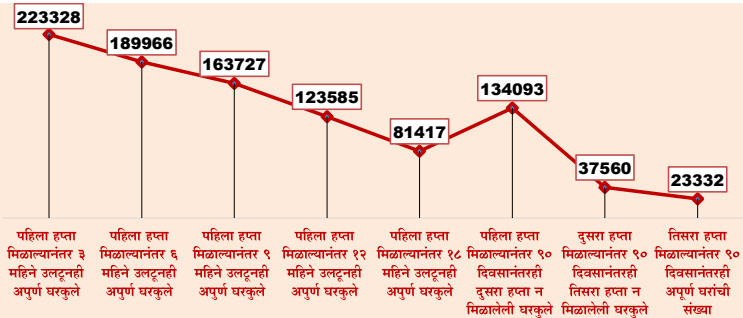
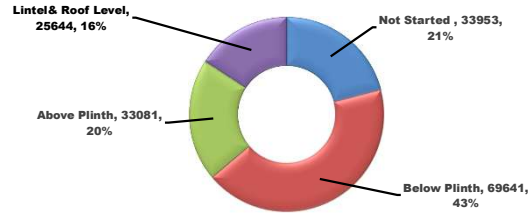
PMAY-G: Incomplete Houses bifurcation



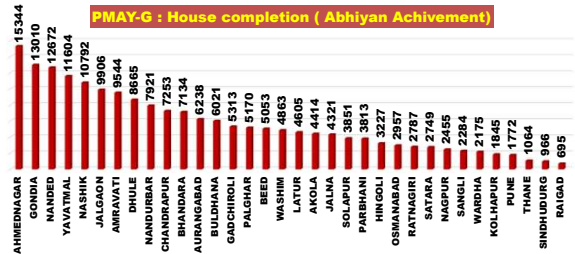
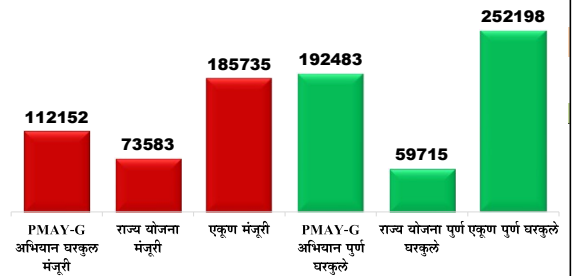
State Schemes Progress Bar

71.9%

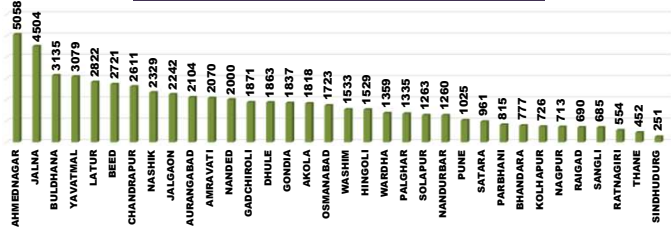
State Schemes: Incomplete Houses bifurcation



Abhiyan Achievement Day 205



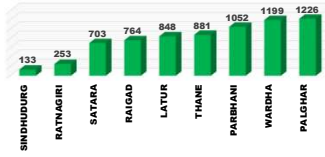
State Schemes: House completion (Abhiyan Achievement)



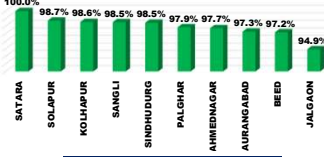
राज्य व्यवस्थापन कक्ष- ग्रामीण गृहनिर्माण
४ था मजला, दक्षिण कक्ष, सिडको भवन, सीबीडी बेलापूर, नवी मुंबई - ४०० ६१४.

Top and Bottom Ten Districts

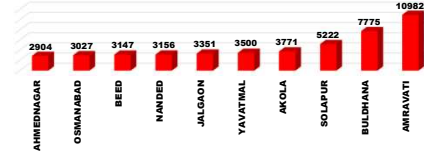
PMAY-G Delayed Houses TOP 10 Dist.



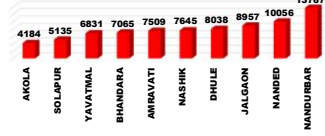
State Schemes Sanction TOP 10 Dist.



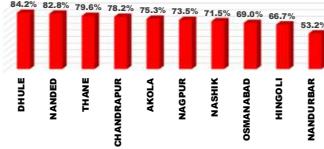
PMAY-G Remaining 1st Installments Bottom 10 Dist.



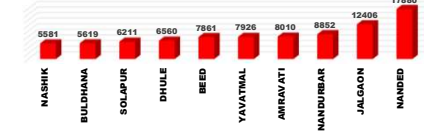
PMAY-G Delayed Houses Bottom 10 Dist.



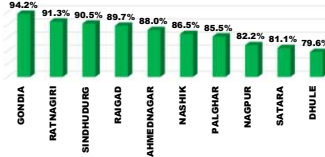
State Schemes Sanction Bottom 10 Dist.



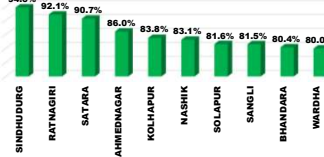
PMAY-G Remaining 2nd Installments Bottom 10 Dist.



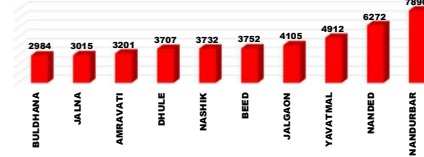
PMAY-G Completion TOP 10 Dist.



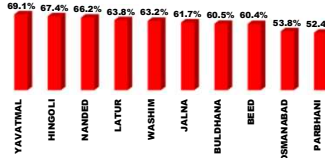
State Schemes Completion TOP 10 Dist.



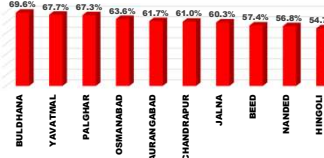
PMAY-G Remaining 3rd Installments Bottom 10 Dist.



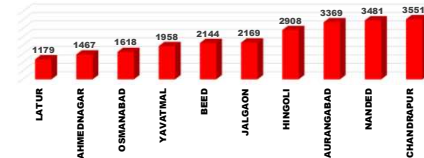
PMAY-G Completion Bottom 10 Dist.



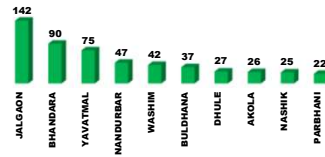
State Schemes Completion Bottom 10 Dist.



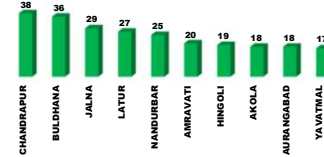
State Schemes Remaining 1st Installments Bottom 10 Dist.



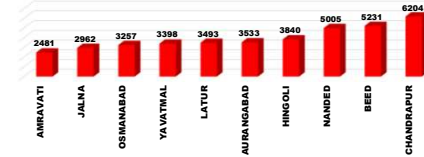
PMAY-G Daily Completion Top 10 Dist.



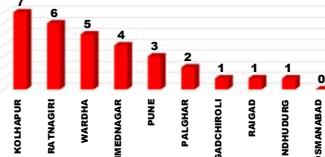
State Schemes Daily Completion Top 10 Dist.



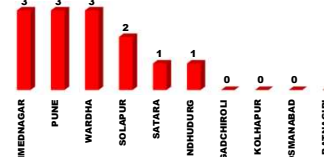
State Schemes Remaining 2nd Installments Bottom 10 Dist.



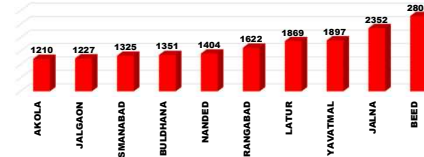
PMAY-G Daily Completion Bottom 10 Dist.



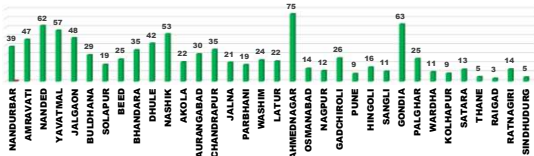
State Schemes Daily Completion Bottom 10 Dist.



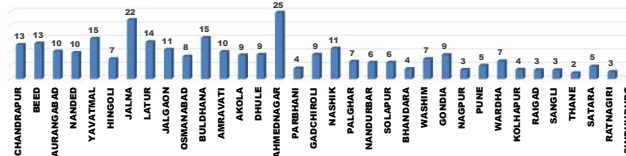
State Schemes Remaining 3rd Installments Bottom 10 Dist.



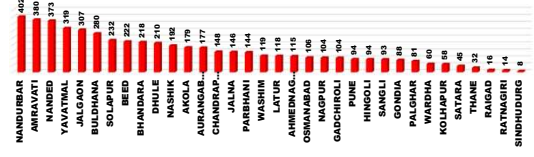
PMAY-G : Current Pace of Completion Per Day (Abhiyan)



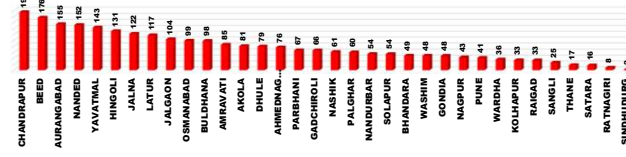
State Schemes : Current Pace of Completion Per Day (Abhiyan)



PMAY-G Required Pace of Completion Per Day



State Schemes Required Pace of Completion Per Day



प्रधानमंत्री आवास योजना ग्रामीण - मंजूरी (PWL+Awaas Plus)

Sr. No.	Division	Target (PWL+Awaas Plus)	12.06.2023	13.06.2023	Daily Achievement	Remaining
1	NASHIK DIV.	413464	413404	413404	0	60
2	AMRAVATI DIV.	274090	274061	274027	0	63
3	AURANGABAD DIV.	237292	237281	237281	0	13
4	NAGPUR DIV.	290997	290966	290922	0	75
5	KONKAN DIV.	69611	69589	69577	0	34
6	PUNE DIV.	122827	122782	122779	0	48
Total		1408281	1408083	1407990	0	293

Sr. No.	District	Target (PWL+Awaas Plus)	12.06.2023	13.06.2023	Daily Achievement	Remaining
1	AHMEDNAGAR	60726	60696	60696	0	30
2	AKOLA	48781	48778	48778	0	3
3	AURANGABAD	36514	36514	36514	0	0
4	BEED	35258	35253	35253	0	5
5	BULDHANA	44696	44696	44696	0	0
6	DHULE	64918	64917	64917	0	1
7	GADCHIROLI	31615	31615	31615	0	0
8	GONDIA	96140	96124	96124	0	16
9	HINGOLI	18083	18083	18083	0	0
10	JALGAON	79157	79152	79152	0	5
11	JALNA	24023	24023	24023	0	0
12	KOLHAPUR	17585	17585	17585	0	0
13	LATUR	20493	20493	20493	0	0
14	NAGPUR	36920	36920	36920	0	0
15	NANDED	69466	69463	69463	0	5
16	NANDURBAR	118980	118958	118958	0	22
17	NASHIK	89683	89681	89681	0	2
18	OSMANABAD	14393	14390	14390	0	3
19	PALGHAR	35188	35188	35188	0	0
20	PARBHANI	19062	19062	19062	0	0
21	RAIGAD	9820	9820	9820	0	0
22	SANGLI	21606	21606	21606	0	0
23	SINDHUDURG	5133	5133	5133	0	0
24	SOLAPUR	48372	48358	48358	0	14
25	THANE	9599	9586	9586	0	13
26	WARDHA	18505	18504	18504	0	1
27	WASHIM	20355	20355	20355	0	0
28	YAVATMAL	65095	65094	65094	0	1
29	PUNE	20288	20288	20287	-1	1
30	CHANDRAPUR	42952	42899	42897	-2	55
31	SATARA	14976	14945	14943	-2	33
32	RATNAGIRI	9871	9862	9850	-12	21
33	AMRAVATI	95163	95138	95104	-34	59
34	BHANDARA	64865	64904	64862	-42	3
Total		1408281	1408083	1407990	0	293

Remaining Sanction RANK

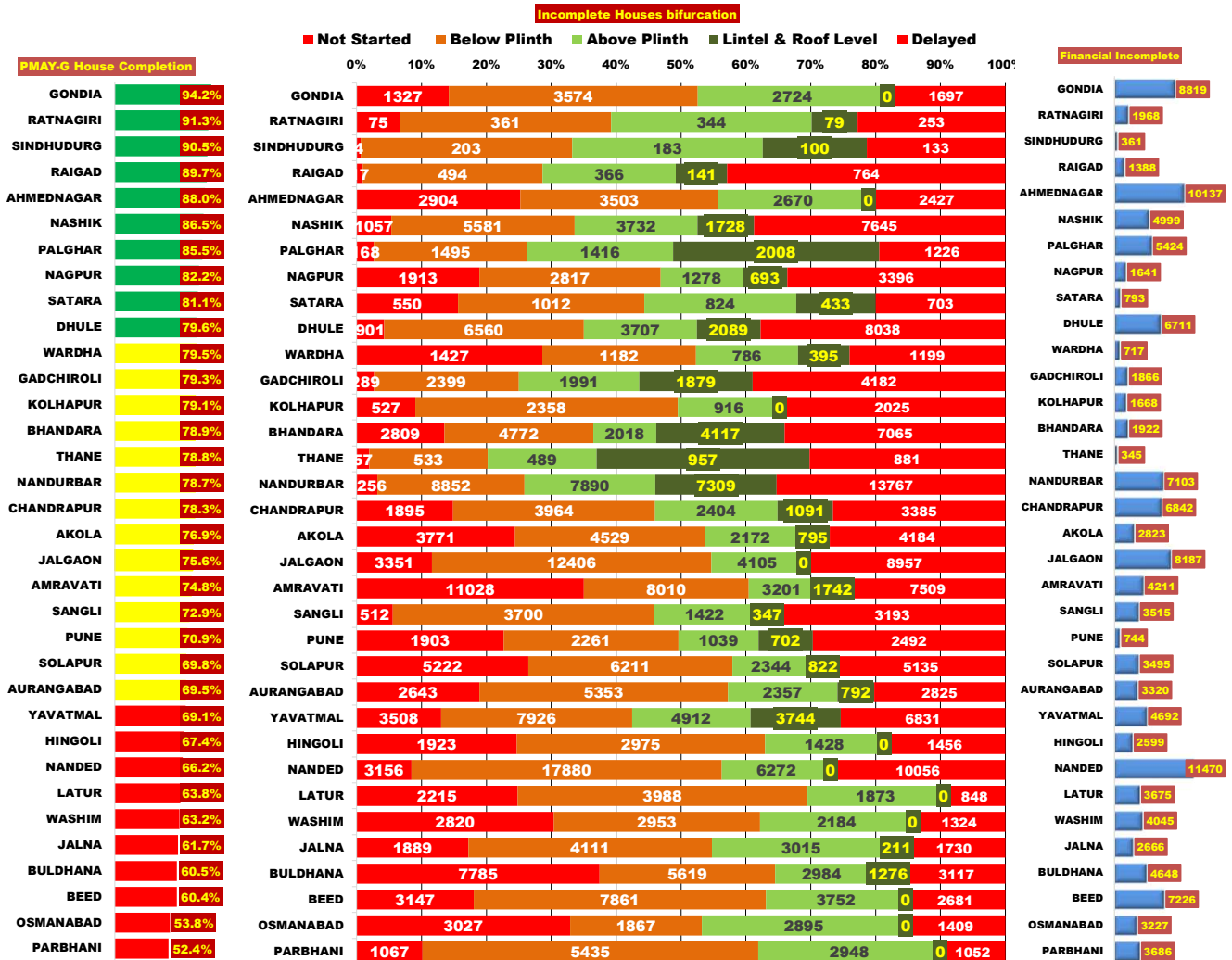
AURANGABAD	0
BULDHANA	0
GADCHIROLI	0
HINGOLI	0
JALNA	0
KOLHAPUR	0
LATUR	0
NAGPUR	0
PALGHAR	0
PARBHANI	0
RAIGAD	0
SANGLI	0
SINDHUDURG	0
WASHIM	0
DHULE	1
PUNE	1
WARDHA	1
YAVATMAL	1
NASHIK	2
AKOLA	3
BHANDARA	3
OSMANABAD	3
BEED	5
JALGAON	5
NANDED	5
THANE	13
SOLAPUR	14
GONDIA	16
RATNAGIRI	21
NANDURBAR	22
AHMEDNAGAR	30
SATARA	33
CHANDRAPUR	55
AMRAVATI	59

प्रधानमंत्री आवास योजना - ग्रामीण : भूमिहीन लाभार्थी अहवाल

Sr. No.	District	Google Sheet Report			AwaasSoft Report			
		Total Landless	Provided land	Remaining	Landless beneficiaries tagged in AwaasSoft	Landless beneficiaries provided land	Remaining Landless	Remaining Tag (provided land)
1	DHULE	18	18	0	18	18	0	0
2	GADCHIROLI	8	8	0	8	8	0	0
3	NANDURBAR	0	0	0	0	0	0	0
4	PALGHAR	11	11	0	11	11	0	0
5	RAIGAD	6	6	0	6	6	0	0
6	RATNAGIRI	23	23	0	23	23	0	0
7	SINDHUDURG	420	420	0	420	420	0	0
8	KOLHAPUR	257	239	18	257	227	30	12
9	THANE	127	69	58	127	60	67	9
10	NANDED	362	319	43	362	242	120	77
11	GONDIA	2450	2450	0	2450	2327	123	123
12	BEED	212	125	87	212	72	140	53
13	SANGLI	430	198	232	410	144	266	54
14	PARBHANI	331	63	268	331	54	277	9
15	SATARA	1304	660	644	1070	629	441	31
16	NASHIK	1803	1373	430	1826	1158	668	215
17	CHANDRAPUR	2769	1221	1548	2738	1510	1228	-289
18	WARDHA	2803	1488	1315	2727	1498	1229	-10
19	HINGOLI	1713	795	918	1713	466	1247	329
20	JALNA	1381	406	975	1374	85	1289	321
21	AURANGABAD	3297	1733	1564	3290	1807	1483	-74
22	NAGPUR	5089	3625	1464	4979	3472	1507	153
23	LATUR	2299	1121	1178	2310	509	1801	612
24	PUNE	2924	1611	1313	2781	880	1901	731
25	JALGAON	22958	20121	2837	22857	20925	1932	-804
26	BHANDARA	5802	3758	2044	5747	3744	2003	14
27	OSMANABAD	2470	287	2183	2468	56	2412	231
28	YAVATMAL	3612	1450	2162	3845	1290	2555	160
29	WASHIM	3457	1398	2059	3436	865	2571	533
30	AHMEDNAGAR	7756	4183	3573	7874	4478	3396	-295
31	AKOLA	7073	3935	3138	7373	3942	3431	-7
32	SOLAPUR	7302	3705	3597	7206	1408	5798	2297
33	BULDHANA	15197	8944	6253	15601	8012	7589	932
34	AMRAVATI	21559	11389	10170	21476	11384	10092	5
	Total	127223	77152	50071	127326	71730	55596	6901

प्रधानमंत्री आवास योजना ग्रामीण - पूर्ण घरकूले

Sr. No.	Division	Sanction	12.06.2023	13.06.2023	Daily Achievement	Remaining	Avg. Completed Per Day From 20.11.22 to Today	To be Completed in Per Day till 15.08.23
1	NASHIK DIV.	413404	335897	336142	245	77262	257	1226
2	AMRAVATI DIV.	274027	193403	193603	200	80424	178	1277
3	NAGPUR DIV.	290922	245335	245468	133	45454	182	721
4	AURANGABAD DIV.	237281	150358	150447	89	86834	209	1378
5	PUNE DIV.	122779	89870	89923	53	32856	61	522
6	KONKAN DIV.	69577	60063	60090	27	9487	52	151
Total		1407990	1074926	1075673	747	332317	939	5275



प्रधानमंत्री आवास योजना ग्रामीण - पूर्ण घरकूले

Sr. No.	District	Sanction	12.06.2023	13.06.2023	Daily Achievement	Remaining	Aug. Completed Per Day From 20.11.22 to Today	To be Completed in Per Day till 15.08.23
1	JALGAON	79152	59682	59824	142	19328	48	307
2	BHANDARA	64862	51056	51146	90	13716	35	218
3	YAVATMAL	65094	44937	45012	75	20082	57	319
4	NANDURBAR	118958	93604	93651	47	25307	39	402
5	WASHIM	20355	12827	12869	42	7486	24	119
6	BULDHANA	44696	27005	27042	37	17654	29	280
7	DHULE	64917	51633	51660	27	13257	42	210
8	AKOLA	48778	37485	37511	26	11267	22	179
9	NASHIK	89681	77558	77583	25	12098	53	192
10	PARBHANI	19062	9964	9986	22	9076	19	144
11	AMRAVATI	95104	71149	71169	20	23935	47	380
12	CHANDRAPUR	42897	33573	33592	19	9305	35	148
13	SANGLI	21606	15733	15751	18	5855	11	93
14	HINGOLI	18083	12168	12185	17	5898	16	94
15	THANE	9586	7533	7550	17	2036	5	32
16	SATARA	14943	12110	12124	14	2819	13	45
17	LATUR	20493	13066	13079	13	7414	22	118
18	NANDED	69463	45971	45982	11	23481	62	373
19	SOLAPUR	48358	33748	33759	11	14599	19	232
20	GONDIA	96124	90578	90588	10	5536	63	88
21	JALNA	24023	14817	14827	10	9196	21	146
22	BEED	35253	21272	21281	9	13972	25	222
23	NAGPUR	36920	30340	30348	8	6572	12	104
24	AURANGABAD	36514	25363	25370	7	11144	30	177
25	KOLHAPUR	17585	13900	13907	7	3678	9	58
26	RATNAGIRI	9850	8985	8991	6	859	14	14
27	WARDHA	18504	14709	14714	5	3790	11	60
28	AHMEDNAGAR	60696	53420	53424	4	7272	75	115
29	PUNE	20287	14379	14382	3	5905	9	94
30	PALGHAR	35188	30099	30101	2	5087	25	81
31	GADCHIROLI	31615	25079	25080	1	6535	26	104
32	RAIGAD	9820	8804	8805	1	1015	3	16
33	SINDHUDURG	5133	4642	4643	1	490	5	8
34	OSMANABAD	14390	7737	7737	0	6653	14	106
Total		1407990	1074926	1075673	747	332317	939	5275

राज्यपुरस्कृत आवास योजना ग्रामीण - मंजूरी

Sr. No.	Division	Target	12.06.2023	13.06.2023	Daily Achievement	Remaining
1	AURANGABAD DIV.	200327	172311	172529	218	27798
2	NASHIK DIV.	141552	114253	114440	187	27112
3	NAGPUR DIV.	119276	99078	99223	145	20053
4	AMRAVATI DIV.	110069	96409	96553	144	13516
5	PUNE DIV.	65859	63414	63417	3	2442
6	KONKAN DIV.	34744	32217	32217	0	2527
Total		671827	577682	578379	697	93448

Sr. No.	District	Target	12.06.2023	13.06.2023	Daily Achievement	Remaining
1	JALGAON	25851	24357	24544	187	1307
2	HINGOLI	27298	18034	18198	164	9100
3	YAVATMAL	30045	27753	27897	144	2148
4	NAGPUR	16291	11872	11971	99	4320
5	NANDED	26760	22117	22153	36	4607
6	CHANDRAPUR	40285	31478	31504	26	8781
7	GONDIA	14261	13500	13515	15	746
8	JALNA	20609	19349	19362	13	1247
9	WARDHA	13147	11264	11269	5	1878
10	BEED	26878	26119	26122	3	756
11	PUNE	14672	12779	12782	3	1890
12	LATUR	28004	26438	26440	2	1564
13	AHMEDNAGAR	35298	34499	34499	0	799
14	AKOLA	23681	17832	17832	0	5849
15	AMRAVATI	23224	19914	19914	0	3310
16	AURANGABAD	26141	25429	25429	0	712
17	BHANDARA	18458	15606	15606	0	2852
18	BULDHANA	21616	20343	20343	0	1273
19	DHULE	21790	18349	18349	0	3441
20	GADCHIROLI	16834	15358	15358	0	1476
21	KOLHAPUR	13090	12901	12901	0	189
22	NANDURBAR	26578	14141	14141	0	12437
23	NASHIK	32035	22907	22907	0	9128
24	OSMANABAD	24853	17156	17156	0	7697
25	PALGHAR	11792	11539	11539	0	253
26	PARBHANI	19784	17669	17669	0	2115
27	RAIGAD	7418	6895	6895	0	523
28	RATNAGIRI	7129	6690	6690	0	439
29	SANGLI	8732	8604	8604	0	128
30	SATARA	10647	10647	10647	0	0
31	SINDHUDURG	2141	2108	2108	0	33
32	SOLAPUR	18718	18483	18483	0	235
33	THANE	6264	4985	4985	0	1279
34	WASHIM	11503	10567	10567	0	936
Total		671827	577682	578379	697	93448

Remaining Sanction RANK

SATARA	0
SINDHUDURG	33
SANGLI	128
KOLHAPUR	189
SOLAPUR	235
PALGHAR	253
RATNAGIRI	439
RAIGAD	523
AURANGABAD	712
GONDIA	746
BEED	756
AHMEDNAGAR	799
WASHIM	936
JALNA	1247
BULDHANA	1273
THANE	1279
JALGAON	1307
GADCHIROLI	1476
LATUR	1564
WARDHA	1878
PUNE	1890
PARBHANI	2115
YAVATMAL	2148
BHANDARA	2852
AMRAVATI	3310
DHULE	3441
NAGPUR	4320
NANDED	4607
AKOLA	5849
OSMANABAD	7697
CHANDRAPUR	8781
HINGOLI	9100
NASHIK	9128
NANDURBAR	12437

राज्यपुरस्कृत आवास योजना ग्रामीण - पूर्ण घरकुले

Sr. No.	Division	Sanction	12.06.2023	13.06.2023	Daily Achievement	Remaining	Aug. Completed Per Day From 20.11.22 to Today	To be Completed in Per Day till 15.08.23
1	AURANGABAD DIV.	172529	108203	108324	121	64205	89	1019
2	AMRAVATI DIV.	96553	67726	67833	107	28720	57	456
3	NAGPUR DIV.	99223	71648	71713	65	27510	45	437
4	NASHIK DIV.	114440	90750	90809	59	23631	62	375
5	KONKAN DIV.	32217	24630	24656	26	7561	16	120
6	PUNE DIV.	63417	52715	52725	10	10692	23	170
	Total	578379	415672	416060	388	162319	291	2576

राज्य योजना अपूर्ण घरकुले

Sr. No.	District	रमाई आवास योजना	शहरी आवास योजना	आदीम आवास योजना	पारधी आवास योजना	व.च.मु.व योजना	धनगर आवास योजना	Completion%
1	SINDHUDURG	108	3	2	0	0	0	94.6%
2	RATNAGIRI	482	28	5	0	12	0	92.1%
3	SATARA	902	43	0	0	50	0	90.7%
4	AHMEDNAGAR	2736	2043	0	16	20	0	86.0%
5	KOLHAPUR	1695	12	0	0	28	361	83.8%
6	NASHIK	2820	988	25	33	0	0	83.1%
7	SOLAPUR	3311	84	0	8	1	0	81.6%
8	SANGLI	1578	7	0	4	0	0	81.5%
9	BHANDARA	1647	1401	0	0	0	10	80.4%
10	WARDHA	1254	826	174	2	0	0	80.0%
11	PUNE	1955	547	56	50	0	0	79.6%
12	THANE	283	405	374	0	0	0	78.7%
13	GONDIA	1526	1502	0	0	0	0	77.6%
14	NAGPUR	1020	1670	0	6	6	0	77.4%
15	PARBHANI	3999	207	0	0	0	0	76.2%
16	NANDURBAR	1124	2292	0	0	0	0	75.8%
17	JALGAON	3899	2563	0	75	0	0	73.4%
18	AMRAVATI	4313	813	0	33	224	0	73.0%
19	GADCHIROLI	1530	2351	297	0	0	0	72.8%
20	DHULE	2622	2361	0	14	0	0	72.8%
21	LATUR	7233	155	0	0	0	0	72.1%
22	AKOLA	4691	354	0	35	0	0	71.5%
23	WASHIM	2304	747	0	2	0	2	71.1%
24	RAIGAD	289	1556	240	0	0	0	69.8%
25	BULDHANA	5671	440	0	19	0	52	69.6%
26	YAVATMAL	2754	3491	2531	137	107	0	67.7%
27	PALGHAR	72	3493	209	0	0	0	67.3%
28	OSMANABAD	5962	96	0	42	141	0	63.6%
29	AURANGABAD	8367	1378	0	7	0	0	61.7%
30	CHANDRAPUR	4262	5958	188	15	1865	0	61.0%
31	JALNA	7494	91	0	11	32	61	60.3%
32	BEED	10601	509	0	8	0	0	57.4%
33	NANDED	9100	413	51	0	0	0	56.8%
34	HINGOLI	6280	1967	0	0	0	0	54.7%
	Total	113884	40794	4152	517	2486	486	71.9%

राज्यपुरस्कृत आवास योजना ग्रामीण - पूर्ण घरकूले

Sr. No.	District	Sanction	12.06.2023	13.06.2023	Daily Achievement	Remaining	Avg. Completed Per Day From 20.11.22 to Today	To be Completed in Per Day till 15.08.23
1	CHANDRAPUR	31504	19178	19216	38	12288	13	195
2	BULDHANA	20343	14125	14161	36	6182	15	98
3	JALNA	19362	11644	11673	29	7689	22	122
4	LATUR	26440	19025	19052	27	7388	14	117
5	NANDURBAR	14141	10700	10725	25	3416	6	54
6	AMRAVATI	19914	14511	14531	20	5383	10	85
7	HINGOLI	18198	9932	9951	19	8247	7	131
8	AKOLA	17832	12734	12752	18	5080	9	81
9	AURANGABAD	25429	15659	15677	18	9752	10	155
10	YAVATMAL	27897	18860	18877	17	9020	15	143
11	JALGAON	24544	17991	18007	16	6537	11	104
12	WASHIM	10567	7496	7512	16	3055	7	48
13	BEED	26122	14991	15004	13	11118	13	176
14	BHANDARA	15606	12537	12548	11	3058	4	49
15	RAIGAD	6895	4799	4810	11	2085	3	33
16	DHULE	18349	13344	13352	8	4997	9	79
17	NANDED	22153	12581	12589	8	9564	10	152
18	THANE	4985	3915	3923	8	1062	2	17
19	NAGPUR	11971	9262	9269	7	2702	3	43
20	NASHIK	22907	19034	19041	7	3866	11	61
21	PARBHANI	17669	13456	13463	7	4206	4	67
22	GONDIA	13515	10481	10487	6	3028	9	48
23	PALGHAR	11539	7759	7765	6	3774	7	60
24	SANGLI	8604	7011	7015	4	1589	3	25
25	AHMEDNAGAR	34499	29681	29684	3	4815	25	76
26	PUNE	12782	10171	10174	3	2608	5	41
27	WARDHA	11269	9010	9013	3	2256	7	36
28	SOLAPUR	18483	15077	15079	2	3404	6	54
29	SATARA	10647	9651	9652	1	995	5	16
30	SINDHUDURG	2108	1994	1995	1	113	1	2
31	GADCHIROLI	15358	11180	11180	0	4178	9	66
32	KOLHAPUR	12901	10805	10805	0	2096	4	33
33	OSMANABAD	17156	10915	10915	0	6241	8	99
34	RATNAGIRI	6690	6163	6163	0	527	3	8
Total		578379	415672	416060	388	162319	291	2576

प्रधानमंत्री आवास योजना ग्रामीण - हप्ते वितरण

Sr. No.	Division	1st Installment (Weekly Achivement)	1st Installment Remaining	2nd Installment (Weekly Achivement)	2nd Installment Remaining	3rd Installment (Weekly Achivement)	3rd Installment Remaining
1	NASHIK DIV.	0	9469	0	36902	0	22104
2	AMRAVATI DIV.	0	28845	0	29037	0	15453
3	AURANGABAD DIV.	0	19036	0	49470	0	24540
4	NAGPUR DIV.	0	9459	0	18708	0	11201
5	KONKAN DIV.	0	318	0	3086	0	2798
6	PUNE DIV.	0	8588	0	15542	0	6545
	Total	0	75715	0	152745	0	82641

PMAY-G 1st Ins Pending

SINDHUDURG	4
RAIGAD	14
THANE	57
RATNAGIRI	75
PALGHAR	168
GADCHIROLI	266
SANGLI	386
KOLHAPUR	527
SATARA	550
DHULE	901
NASHIK	1057
PARBHANI	1067
NANDURBAR	1256
GONDIA	1327
WARDHA	1427
NAGPUR	1784
CHANDRAPUR	1846
JALNA	1859
PUNE	1903
HINGOLI	1923
LATUR	2215
AURANGABAD	2642
BHANDARA	2809
WASHIM	2817
AHMEDNAGAR	2904
OSMANABAD	3027
BEED	3147
NANDED	3156
JALGAON	3351
YAVATMAL	3500
AKOLA	3771
SOLAPUR	5222
BULDHANA	7775
AMRAVATI	10982

PMAY-G 2nd Ins Pending

SINDHUDURG	203
RATNAGIRI	361
RAIGAD	494
THANE	533
SATARA	1012
WARDHA	1182
PALGHAR	1495
OSMANABAD	1867
PUNE	2261
KOLHAPUR	2358
GADCHIROLI	2399
NAGPUR	2817
WASHIM	2953
HINGOLI	2975
AHMEDNAGAR	3503
GONDIA	3574
SANGLI	3700
CHANDRAPUR	3964
LATUR	3988
JALNA	4111
AKOLA	4529
BHANDARA	4772
AURANGABAD	5353
PARBHANI	5435
NASHIK	5581
BULDHANA	5619
SOLAPUR	6211
DHULE	6560
BEED	7861
YAVATMAL	7926
AMRAVATI	8010
NANDURBAR	8852
JALGAON	12406
NANDED	17880

PMAY-G 3rd Ins Pending

SINDHUDURG	183
RATNAGIRI	344
RAIGAD	366
THANE	489
WARDHA	786
SATARA	824
KOLHAPUR	916
PUNE	1039
NAGPUR	1278
PALGHAR	1416
SANGLI	1422
HINGOLI	1428
LATUR	1873
GADCHIROLI	1991
BHANDARA	2018
AKOLA	2172
WASHIM	2184
SOLAPUR	2344
AURANGABAD	2357
CHANDRAPUR	2404
AHMEDNAGAR	2670
GONDIA	2724
OSMANABAD	2895
PARBHANI	2948
BULDHANA	2984
JALNA	3015
AMRAVATI	3201
DHULE	3707
NASHIK	3732
BEED	3752
JALGAON	4105
YAVATMAL	4912
NANDED	6272
NANDURBAR	7890

प्रधानमंत्री आवास योजना ग्रामीण - हप्ते वितरण

Sr. No.	District	1st Installment (Weekly Achivement)	1st Installment Remaining	2nd Installment (Weekly Achivement)	2nd Installment Remaining	3rd Installment (Weekly Achivement)	3rd Installment Remaining
1	AHMEDNAGAR	0	2904	0	3503	0	2670
2	AKOLA	0	3771	0	4529	0	2172
3	AMRAVATI	0	10982	0	8010	0	3201
4	AURANGABAD	0	2642	0	5353	0	2357
5	BEED	0	3147	0	7861	0	3752
6	BHANDARA	0	2809	0	4772	0	2018
7	BULDHANA	0	7775	0	5619	0	2984
8	CHANDRAPUR	0	1846	0	3964	0	2404
9	DHULE	0	901	0	6560	0	3707
10	GADCHIROLI	0	266	0	2399	0	1991
11	GONDIA	0	1327	0	3574	0	2724
12	HINGOLI	0	1923	0	2975	0	1428
13	JALGAON	0	3351	0	12406	0	4105
14	JALNA	0	1859	0	4111	0	3015
15	KOLHAPUR	0	527	0	2358	0	916
16	LATUR	0	2215	0	3988	0	1873
17	NAGPUR	0	1784	0	2817	0	1278
18	NANDED	0	3156	0	17880	0	6272
19	NANDURBAR	0	1256	0	8852	0	7890
20	NASHIK	0	1057	0	5581	0	3732
21	OSMANABAD	0	3027	0	1867	0	2895
22	PALGHAR	0	168	0	1495	0	1416
23	PARBHANI	0	1067	0	5435	0	2948
24	PUNE	0	1903	0	2261	0	1039
25	RAIGAD	0	14	0	494	0	366
26	RATNAGIRI	0	75	0	361	0	344
27	SANGLI	0	386	0	3700	0	1422
28	SINDHUDURG	0	4	0	203	0	183
29	SOLAPUR	0	5222	0	6211	0	2344
30	THANE	0	57	0	533	0	489
31	WARDHA	0	1427	0	1182	0	786
32	WASHIM	0	2817	0	2953	0	2184
33	YAVATMAL	0	3500	0	7926	0	4912
34	SATARA	-5	550	0	1012	0	824
	Total	0	75715	0	152745	0	82641

राज्यपुरस्कृत आवास योजना ग्रामीण - हप्ते वितरण

Sr. No.	Division	1st Installment (Weekly Achievement)	1st Installment Remaining	2nd Installment (Weekly Achievement)	2nd Installment Remaining	3rd Installment (Weekly Achievement)	3rd Installment Remaining
1	NAGPUR DIV.	286	6472	85	12116	75	4066
2	KONKAN DIV.	53	1072	107	2457	121	1615
3	NASHIK DIV.	146	4274	15	9321	27	5399
4	AMRAVATI DIV.	44	3801	41	11725	21	6291
5	AURANGABAD DIV.	22	16422	9	29774	11	13527
6	PUNE DIV.	0	1912	1	4248	1	2183
Total		551	33953	258	69641	256	33081

State Schemes 1st Ins Pending

SINDHUDURG	13
RATNAGIRI	52
THANE	64
SATARA	75
NANDURBAR	79
SANGLI	172
NASHIK	219
PUNE	258
WARDHA	309
AKOLA	318
DHULE	340
WASHIM	345
GADCHIROLI	396
RAIGAD	427
BHANDARA	451
PALGHAR	516
AMRAVATI	526
PARBHANI	646
BULDHANA	654
SOLAPUR	661
KOLHAPUR	746
NAGPUR	882
GONDIA	883
JALNA	1077
LATUR	1179
AHMEDNAGAR	1467
OSMANABAD	1618
YAVATMAL	1958
BEED	2144
JALGAON	2169
HINGOLI	2908
AURANGABAD	3369
NANDED	3481
CHANDRAPUR	3551

State Schemes 2nd Ins Pending

SINDHUDURG	54
RATNAGIRI	130
THANE	328
SATARA	378
RAIGAD	638
SANGLI	750
KOLHAPUR	830
NANDURBAR	864
PUNE	873
WARDHA	972
NAGPUR	1091
BHANDARA	1130
GONDIA	1288
PALGHAR	1307
SOLAPUR	1417
GADCHIROLI	1431
WASHIM	1510
NASHIK	1561
BULDHANA	1880
AHMEDNAGAR	2264
JALGAON	2283
DHULE	2349
PARBHANI	2453
AKOLA	2456
AMRAVATI	2481
JALNA	2962
OSMANABAD	3257
YAVATMAL	3398
LATUR	3493
AURANGABAD	3533
HINGOLI	3840
NANDED	5005
BEED	5231
CHANDRAPUR	6204

State Schemes 3rd Ins Pending

SINDHUDURG	34
RATNAGIRI	105
THANE	242
SATARA	248
KOLHAPUR	327
NAGPUR	340
SANGLI	367
BHANDARA	372
WARDHA	423
RAIGAD	490
PUNE	580
GONDIA	586
SOLAPUR	661
PALGHAR	744
WASHIM	818
NASHIK	869
NANDURBAR	955
PARBHANI	976
AMRAVATI	1015
DHULE	1146
GADCHIROLI	1164
HINGOLI	1175
CHANDRAPUR	1181
AHMEDNAGAR	1202
AKOLA	1210
JALGAON	1227
OSMANABAD	1325
BULDHANA	1351
NANDED	1404
AURANGABAD	1622
LATUR	1869
YAVATMAL	1897
JALNA	2352
BEED	2804

राज्यपुरस्कृत आवास योजना ग्रामीण -हप्ते वितरण

Sr. No.	District	1st Installment (Weekly Achivement)	1st Installment Remaining	2nd Installment (Weekly Achivement)	2nd Installment Remaining	3rd Installment (Weekly Achivement)	3rd Installment Remaining
1	CHANDRAPUR	263	3551	29	6204	18	1181
2	PALGHAR	1	516	78	1307	98	744
3	JALGAON	107	2169	0	2283	2	1227
4	RAIGAD	52	427	22	638	23	490
5	YAVATMAL	24	1958	20	3398	14	1897
6	NAGPUR	16	882	24	1091	16	340
7	GADCHIROLI	0	396	13	1431	34	1164
8	DHULE	39	340	4	2349	2	1146
9	WASHIM	20	345	20	1510	2	818
10	NANDURBAR	0	79	9	864	20	955
11	AURANGABAD	19	3369	0	3533	5	1622
12	BHANDARA	1	451	9	1130	4	372
13	GONDIA	1	883	8	1288	2	586
14	WARDHA	5	309	2	972	1	423
15	THANE	0	64	7	328	0	242
16	LATUR	0	1179	2	3493	4	1869
17	JALNA	1	1077	3	2962	1	2352
18	AHMEDNAGAR	0	1467	1	2264	2	1202
19	AMRAVATI	0	526	1	2481	2	1015
20	PARBHANI	0	646	2	2453	1	976
21	AKOLA	0	318	0	2456	2	1210
22	NANDED	2	3481	0	5005	0	1404
23	NASHIK	0	219	1	1561	1	869
24	OSMANABAD	0	1618	2	3257	0	1325
25	SATARA	-1	75	1	378	1	248
26	BULDHANA	0	654	0	1880	1	1351
27	BEED	0	2144	0	5231	0	2804
28	HINGOLI	0	2908	0	3840	0	1175
29	KOLHAPUR	0	746	0	830	0	327
30	PUNE	0	258	0	873	0	580
31	RATNAGIRI	0	52	0	130	0	105
32	SANGLI	0	172	0	750	0	367
33	SINDHUDURG	0	13	0	54	0	34
34	SOLAPUR	0	661	0	1417	0	661
	Total	551	33953	258	69641	256	33081

प्रधानमंत्री आवास योजना ग्रामीण - Delayed Houses

■ पहिला हप्ता मिळाल्यानंतर १२ महिने उलटूनही अपूर्ण घरकुले
 ■ पहिला हप्ता मिळाल्यानंतर १८ महिने उलटूनही अपूर्ण घरकुले
 ■ पहिला हप्ता मिळाल्यानंतर १० दिवसानंतरही दुसरा हप्ता न मिळालेले घरकुले
 ■ दुसरा हप्ता मिळाल्यानंतर १० दिवसानंतरही तिसरा हप्ता न मिळालेले घरकुले
 ■ तिसरा हप्ता मिळाल्यानंतर १० दिवसानंतरही अपूर्ण घरांची संख्या

जिल्हा	पहिला हप्ता मिळाल्यानंतर १२ महिने उलटूनही अपूर्ण घरकुले	पहिला हप्ता मिळाल्यानंतर १८ महिने उलटूनही अपूर्ण घरकुले	पहिला हप्ता मिळाल्यानंतर १० दिवसानंतरही दुसरा हप्ता न मिळालेले घरकुले	दुसरा हप्ता मिळाल्यानंतर १० दिवसानंतरही तिसरा हप्ता न मिळालेले घरकुले	तिसरा हप्ता मिळाल्यानंतर १० दिवसानंतरही अपूर्ण घरांची संख्या
AHMEDNAGAR	2427	1576	3235	1786	32
AKOLA	4184	3352	3656	896	569
AMRAVATI	7509	5325	6946	1509	1049
AURANGABAD	2825	2191	4909	1158	513
BEED	2681	1789	7007	1852	441
BHANDARA	7065	4870	4362	804	2297
BULDHANA	3117	2095	4357	982	759
CHANDRAPUR	3385	1886	3383	812	348
DHULE	8038	3999	6059	2427	1695
GADCHIROLI	4182	2359	2188	1203	1038
GONDIA	1697	1577	3134	1120	118
HINGOLI	1456	643	2703	546	115
JALGAON	8957	6394	10941	2208	619
JALNA	1730	1052	3710	990	381
KOLHAPUR	2025	706	2238	321	91
LATUR	848	691	3478	570	58
NAGPUR	3396	2258	2525	438	584
NANDED	10056	8461	15559	2350	330
NANDURBAR	13767	9841	8154	5024	5529
NASHIK	7645	3482	4965	2194	1538
OSMANABAD	1409	576	1311	557	9
PALGHAR	1226	610	1254	739	763
PARBHANI	1052	713	4921	791	158
PUNE	2492	1682	1955	599	566
RAIGAD	764	234	472	257	168
RATNAGIRI	253	39	332	163	98
SANGLI	3193	2196	3311	632	207
SATARA	703	342	843	287	184
SINDHUDURG	133	74	193	79	27
SOLAPUR	5135	4493	5217	1276	598
THANE	881	186	497	212	391
WARDHA	1199	757	979	242	225
WASHIM	1324	785	2396	558	61
YAVATMAL	6831	4183	6903	1978	1773